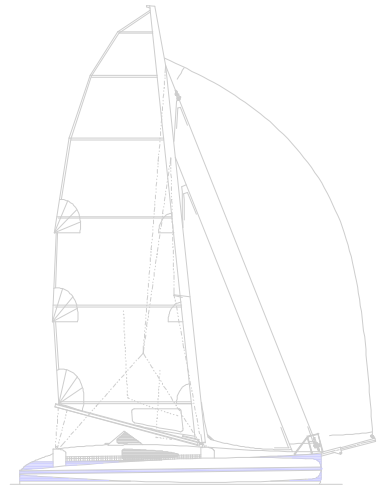


ANTRIM 40 CRUISING TRI, Design #84

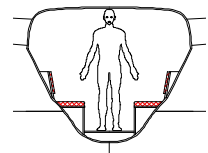
Designer Jim Antrim, Antrim Associates
4018 Archery Way, El Sobrante, CA 94803
510.223.9680 fax 510.262.0303
www.AntrimDesign.com Jim@AntrimDesign.com

Builder Atlantix Innovations Marines, Inc.
5498 Hochelaga, Suite 810
Montréal, QC H1N3L7
(514) 256 - 0075
atlantix@qc.aira.com



DESCRIPTION

The *Antrim 40 Cruising Tri* is a development from our 40' Racer/Cruiser (design #72). This model features full standing headroom in the main hull. Combining the most up to date composite building technologies with the comfort of a spacious main hull makes this the perfect choice for the serious offshore sailor.



HULL AND SAIL PLAN

HULL- Composite sandwich construction with kevlar and carbon fiber reinforcements in selected areas. The main hull features an above water chine, which has proven very effective at shedding water. The amas feature high reserve buoyancy and well-rounded decks to for quick water shedding.

SAIL PLAN - Fully battened main with rotating carbon fiber wing mast. Self-tacking jib on detachable inner forestay. Roller furling genoa and asymmetrical spinnaker provide the horsepower to get where you want...*fast*.

DECK LAYOUT

Rigid dodger with extendable soft-top provides full protection from the elements. All sail, mast and board controls are lead aft for ease of handling. Aft deck with swim platform houses the safety gear under for quick and easy access. Trampoline netting between amas and main hull provides complete comfort and safety. Thru hull cassette rudderpost allows for retractable rudder. Tiller mounted autopilot.

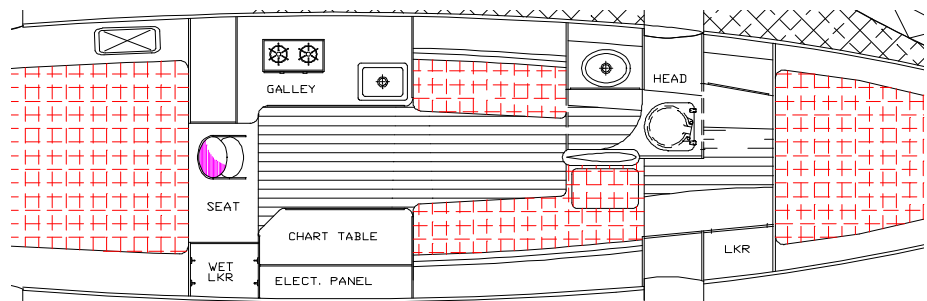
High arched crossbeams offer ample water clearance. The outboard engine is always ready yet still protected from seawater thanks to retractable tracks on the swim platform or the client can choose an optional inboard with saildrive. A cassette rudderpost allows for a fully retractable rudder for shallow draft clearance.

ACCOMODATION

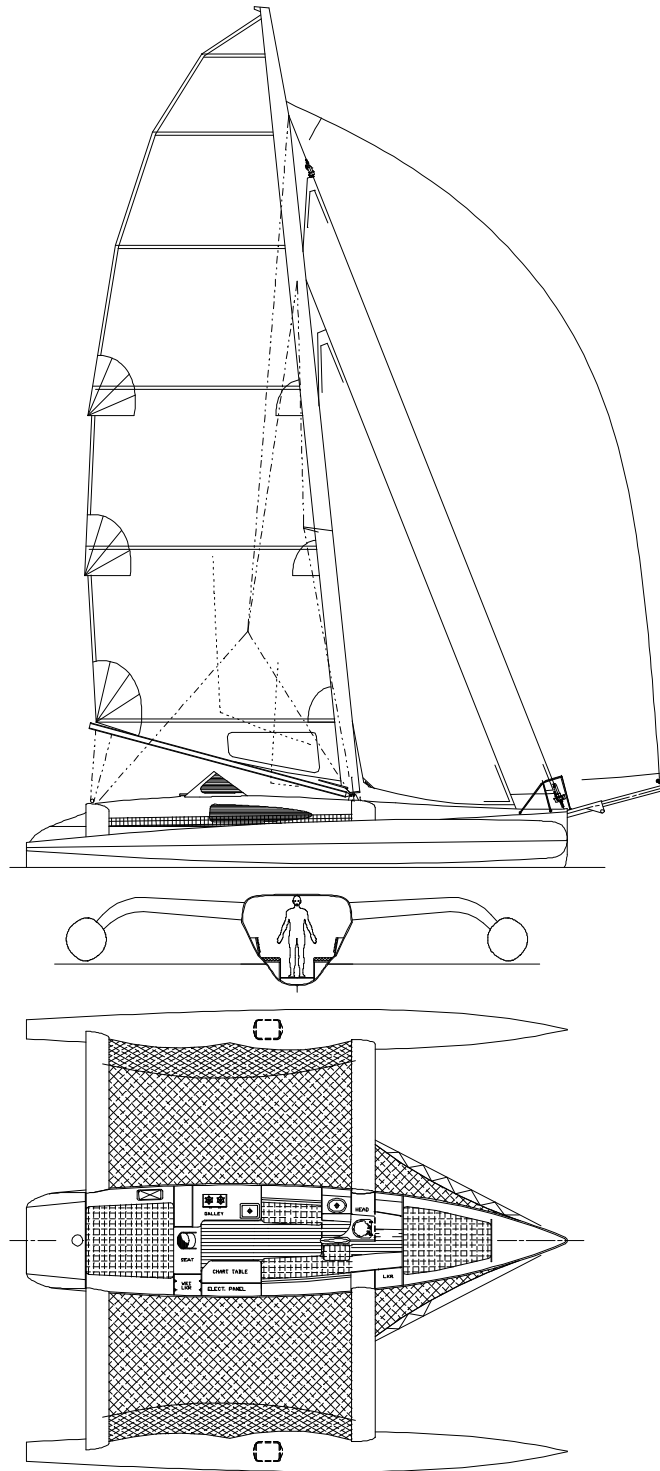
Full standing headroom is found in the main cabin area. Private queen berth located under cockpit. Berth access is from main cabin to starboard with hinged companionway steps for increased access. Wet seat and wet locker conveniently located by companionway entrance to starboard.

To port is an open galley, settee, toilet, sink, and shower. To starboard is a chart table with icebox under and a settee, which converts to single berth.

The forward cabin features full standing headroom with access to starboard of the daggerboard trunk. Storage bins and hanging locker located to starboard with a seat and storage bin under to port. Zippered padded doors are featured for reduced weight and noise.



ANTRIM 40 CRUISING TRI, Design #84



Jim Antrim, Antrim Associates
4018 Archery Way, El Sobrante, CA 94803
510.223.9680 fax 510.262.0303
www.AntrimDesign.com Jim@AntrimDesign.com

ANTRIM 40 CRUISING TRI, Design #84

SPECIFICATIONS

| | | |
|----------------------|-----------------------------------|---------|
| Displacement | 6,330 lbs, | 2870 kg |
| Auxiliary Power | 15 hp outboard – saildrive option | |
| Overall Length | 40' 0" | 12.19 m |
| Waterline Length | 40' 0" | 12.19 m |
| Beam (max.) | 34' 1" | 10.4 m |
| Draft (board down) | 8' 2" | 2.5 m |
| Draft (board up) | 4' 6" | 1.38 m |
| Draft (rudder up) | 1' 7" | 0.49 m |
| Mast Hgt. From WL | 63' 5" | 19.33 m |

SAIL AREA

| | | |
|-----------|---------|---------|
| Main | 741 sf | 68.9 sm |
| Wing Mast | 71.8 sf | 6.66 sm |
| Jib | 217 sf | 20.1 sm |
| Genoa | 494 sf | 45.9 sm |
| Spinnaker | 1456 sf | 136 sm |

CAPACITY

| | |
|-------------|-------------------------------|
| Berths | 1 double, 1 queen, 1-2 single |
| Heads | 1 marine toilet |
| Fuel | Portable |
| Fresh Water | 110 gal, 416 ltr |
| Payload | 2500 lbs, 1130 kg |



Antrim Associates, Naval Architects
4018 Archery Way, El Sobrante, CA 94803
510.223.9680 fax 510.262.0303
www.AntrimDesign.com Jim@AntrimDesign.com