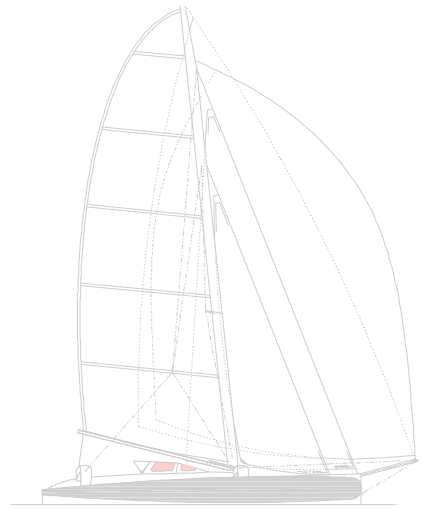


ANTRIM 40 TRI, Design #72

Designer Jim Antrim, Antrim Associates
4018 Archery Way, El Sobrante, CA 94803
510.223.9680 fax 510.262.0303
www.AntrimDesign.com Jim@AntrimDesign.com

Builder Atlantix Innovations Marines, Inc.
5498 Hochelaga, Suite 810
Montréal, QC H1N3L7
(514) 256 - 0075
atlantix@qc.aira.com



DESCRIPTION

The *Antrim 40 Racer/Cruiser Tri* is the latest high performance cruising trimaran from Antrim Associates. Working closely with the owner and builder, Antrim Associates created a design that not only produces breathtaking speeds, but provides the safety and comfort one should expect from an *AntrimDesign*. The first boat launched in October 2002 is showing tremendous speed and solid performance. In 18 knots of wind, the first test sail showed speeds of 21 knots with only small jib and main.

HULL AND SAIL PLAN

HULL- Composite sandwich construction with kevlar and carbon fiber reinforcements in selected areas. The main hull features an above water chine, which does a very effective job of shedding water. The amas feature high reserve buoyancy and well-rounded decks to for quick water shedding.

SAIL PLAN - Fully battened main with rotating carbon fiber wing mast. Self-tacking jib on detachable inner forestay. Roller furling genoa and asymmetrical spinnaker provide the horsepower to get where you want...*fast*.



DECK LAYOUT

All sail, mast and board controls lead aft for ease of handling. Aft deck with swim platform; safety gear under. Trampoline netting between amas and main hull provides complete comfort and safety.

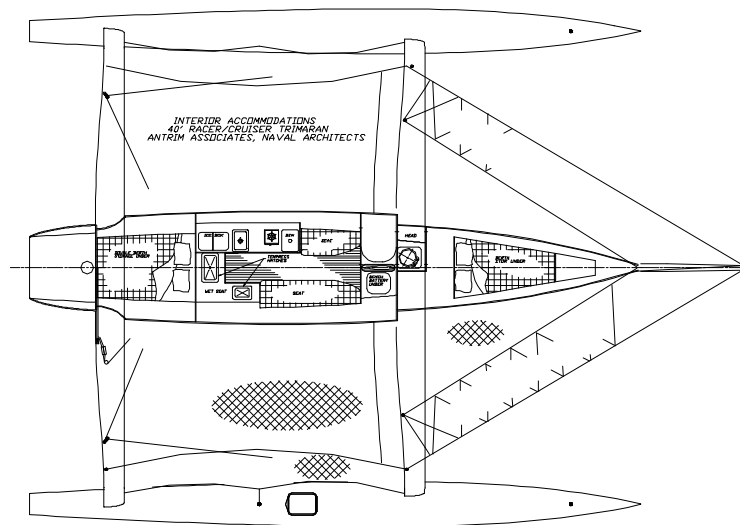
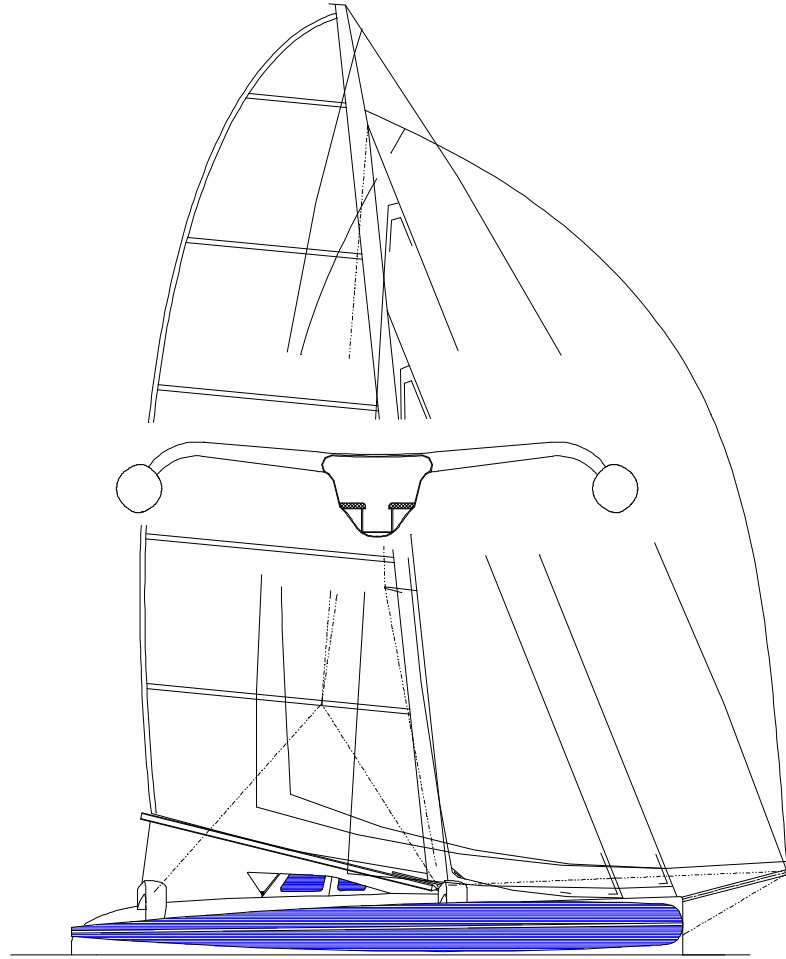


The *Antrim 40* is a fully demountable trimaran with road transportation capabilities. Modern composite technology was used to guarantee a light and efficient attachment method without struts or waterstays, which produce undesirable wave drag. High arched crossbeams provide ample water clearance. The outboard engine is always ready yet still protected from seawater thanks to retractable tracks on the swim platform. She also features a cassette rudderpost, which allows for a fully retractable rudder.

ACCOMODATION

Private double berth with limited headroom located under cockpit. Berth access is from main cabin to starboard with optional hinged companionway steps for increased access. Wet seat and wet locker conveniently located by companionway. To port is the galley, settee, toilet, sink and shower with seats and a single berth conversion to starboard. The forward double berth is accessed to starboard of the daggerboard trunk. She features zippered padded doors for reduced weight and noise.





ANTRIM 40 TRI, Design #72

Jim Antrim, Antrim Associates
4018 Archery Way, El Sobrante, CA 94803
510.223.9680 fax 510.262.0303
www.AntrimDesign.com Jim@AntrimDesign.com

SPECIFICATIONS

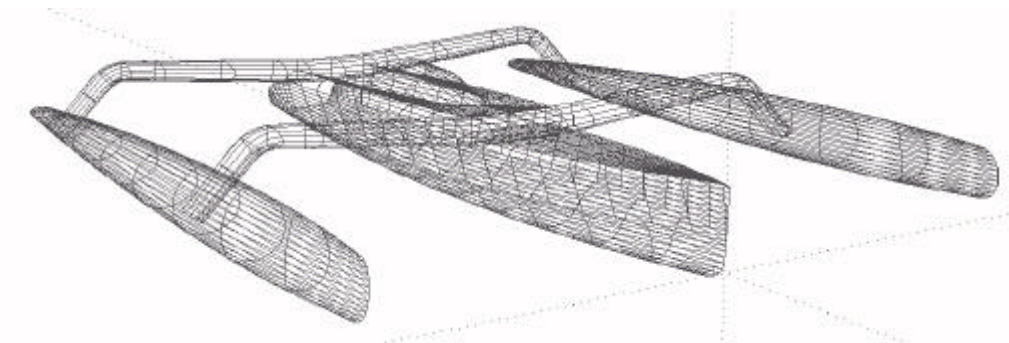
Displacement	4,620 lbs,	2100 kg
Auxiliary Power	1 x 15 hp outboard	
Overall Length	40' 0"	12.19 m
Waterline Length	40' 0"	12.19 m
Beam (max.)	34' 1"	10.4 m
Draft (board down)	7' 11 5/8"	2.43 m
Draft (board up)	4' 6 3/8"	1.38 m
Draft (rudder up)	1' 4 1/4"	0.41 m
Mast Hgt. From WL	62' 8"	19.1 m

SAIL AREA

Main	741 sf	68.9 sm
Wing Mast	71.8 sf	6.66 sm
Jib	217 sf	20.1 sm
Genoa	494 sf	45.9 sm
Spinnaker	1456 sf	135.3 sm

CAPACITY

Berths	2 doubles, , 1-2 single
Heads	1 marine toilet
Fuel	portable
Fresh Water	30 gal



ANTRIM 40 TRI, Design #72

Jim Antrim, Antrim Associates
4018 Archery Way, El Sobrante, CA 94803
510.223.9680 fax 510.262.0303
www.AntrimDesign.com Jim@AntrimDesign.com