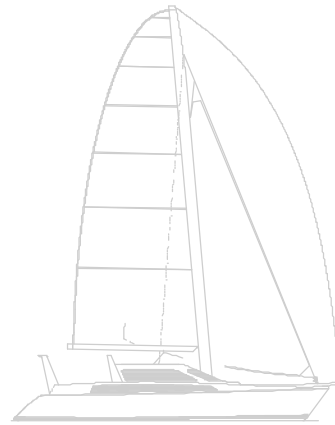


# ANTRIM 55, Design #60

## Stock Design Available from:

Antrim Associates, Naval Architects  
4018 Archery Way  
El Sobrante, CA 94803 USA  
T +1(510) 223 9680  
F +1(510) 262 0303



## DESCRIPTION

Available in a cruiser or a fast cruiser carbon version, the Antrim 55 Cat is vessel capable of offering comfort, speed and stability for the serious offshore sailor. Interior & exterior helm stations provide comfortable sailing in good weather or bad. The high bridge deck clearance of 36" at full load reduces wave pounding. With her 65' rotating carbon wing mast, fully battened mainsail and spacious accommodations for 8, she'll get you to your final destination in speed and comfort.


## ACCOMODATION

### BRIDGE DECK

6'7" standing headroom throughout. Spacious Main Salon: navigation station, dinette, galley, and lounge. All the comforts of home with a 360-degree view.

### HULL ACCOMODATION

The Antrim 55 features 6'6" standing headroom throughout each hull. Large queen berth staterooms located aft in each hull with seat that converts to single berth. Each stateroom features ample storage, and private sink. Access to rear swim platform through staterooms provides easy access and plentiful ventilation. Located midships are a workbench, lockers and washer located outboard; generator/mechanical, access steps to bridgedeck and large hanging locker located inboard. Head with full shower are located in central location for convenient access and comfortable motion. Large double berths with seat and ample storage are located in each hull's forepeak.



## HULL AND SAILPLAN

**HULL** – Construction Triaxial glass over 1" Core-Cell foam, local carbon reinforcement at high stress locations, Kevlar used selectively for impact protection.


**SAIL PLAN** – Masthead sloop rig; fully roached and battened mainsail; roller-furling genoa. 65' rotating carbon wing mast for simple, efficient operation.

## DECK LAYOUT

Large trampoline netting foredeck, rigid centerline walkway, protected cockpit with plentiful seating. All sail controls lead aft for ease of handling.

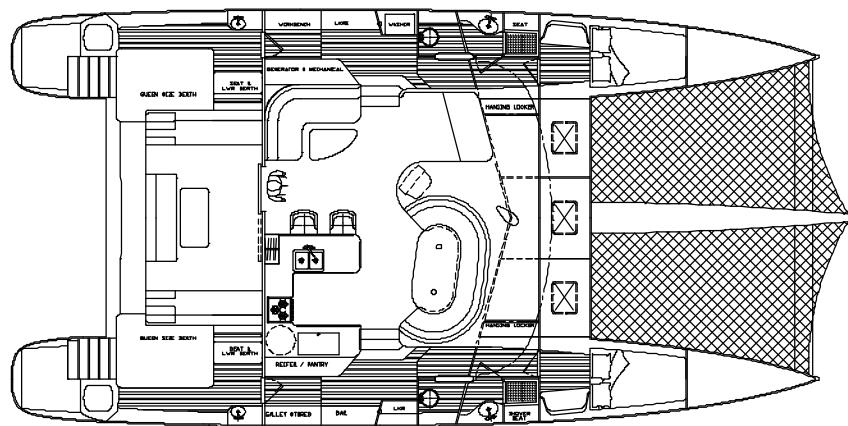
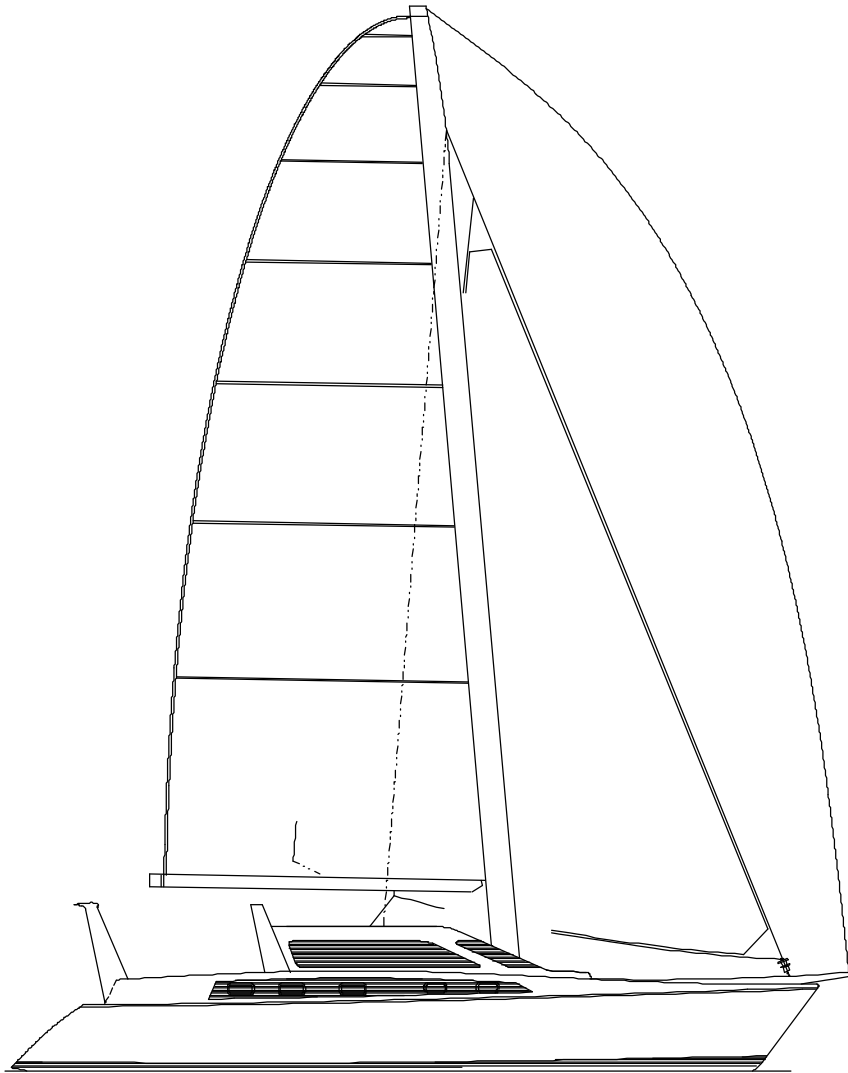
## STEERING SYSTEM

Inboard rudders connected to dual wheel steering located on aft house bulkhead and in cabin.



## ENGINES

Amidships engines with sail drive: Increased stability, reduced pitching, and efficient powering.



## ***ANTRIM 55***

Jim Antrim, Antrim Associates  
 4018 Archery Way, El Sobrante, CA 94803  
 510.223.9680 fax 510.262.0303  
[www.AntrimDesign.com](http://www.AntrimDesign.com) [Jim@AntrimDesign.com](mailto:Jim@AntrimDesign.com)

## **ANTRIM 55 SPECIFICATIONS**


Displacement	20,000 lbs	9,070 kg
Auxiliary Power	(2) 50hp Diesels with Sail Drive	
Overall Length	55' 3"	16.86 m
Waterline Length	50' 0"	15.24 m
Beam (max.)	28' 6"	8.68 m
Draft (board down)	9' 0"	2.74 m
Draft (board up)	4' 0"	1.23 m
Mast Hgt. From WL	72' 0"	21.95 m

### **SAIL AREA**

Main	915 sf	85.0 sm
Wing Mast	116 sf	10.8 sm
Genoa	659 sf	61.2 sm
Spinnaker	1952 sf	181.3 sm

### **CAPACITY**

Berths	(2) Queens, (2) Doubles
Staterooms	2
Heads	2
Fuel	200 gal
Fresh Water	150 gal
Payload	8000 lbs



Jim Antrim, Antrim Associates  
4018 Archery Way, El Sobrante, CA 94803  
510.223.9680 fax 510.262.0303  
[www.AntrimDesign.com](http://www.AntrimDesign.com) [Jim@AntrimDesign.com](mailto:Jim@AntrimDesign.com)